


Traditions Homeowners Association Exterior Color Options



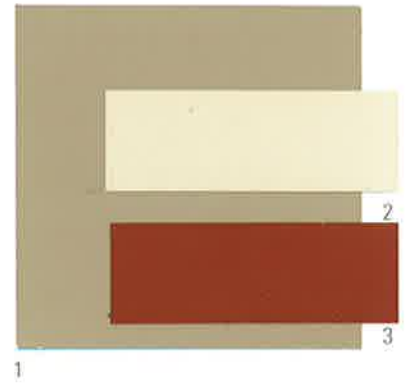
Scheme One

- | | | |
|-----------|-----------------|---------|
| 1. Body | Breezy | SW 7616 |
| 2. Trim | Extra White | SW 7006 |
| 3. Accent | Roycroft Pewter | SW 2848 |




Scheme Two

- | | | |
|-----------|--------------|---------|
| 1. Body | Fresco Cream | SW 7719 |
| 2. Trim | Pottery Urn | SW 7715 |
| 3. Accent | Carnelian | SW 7580 |




Scheme Three

- | | | |
|-----------|----------------------|---------|
| 1. Body | Outerbanks | SW 7534 |
| 2. Trim | Rice Grain | SW 6155 |
| 3. Accent | Rookwood Terra Cotta | SW 2803 |




Scheme Four

- | | | |
|-----------|-----------------|---------|
| 1. Body | Restrained Gold | SW 6129 |
| 2. Trim | Burlap | SW 6137 |
| 3. Accent | Pier | SW 7545 |



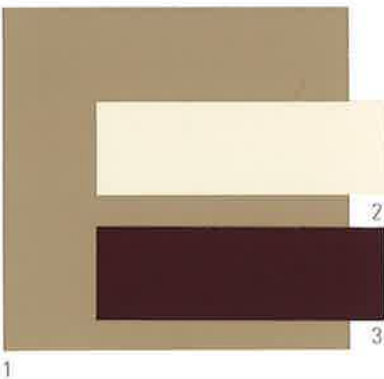
Scheme Five

- | | | |
|-----------|------------|---------|
| 1. Body | Cork Wedge | SW 7539 |
| 2. Trim | Smokehouse | SW 7040 |
| 3. Accent | Rustic Red | SW 7593 |



Scheme Six

- | | | |
|-----------|-------------|---------|
| 1. Body | Green Earth | SW 7748 |
| 2. Trim | Nacre | SW 6154 |
| 3. Accent | Fiery Brown | SW 6055 |




Scheme Seven

- | | | |
|-----------|--------------|---------|
| 1. Body | Dormer Brown | SW 7521 |
| 2. Trim | Patience | SW 7555 |
| 3. Accent | Cordovan | SW 6027 |



Scheme Eight

- | | | |
|-----------|----------------|---------|
| 1. Body | Maison Blanche | SW 7526 |
| 2. Trim | Alabaster | SW 7008 |
| 3. Accent | Dried Thyme | SW 6186 |



Scheme Nine

- | | | |
|-----------|------------|---------|
| 1. Body | Poolhouse | SW 7603 |
| 2. Trim | City Loft | SW 7631 |
| 3. Accent | Peppercorn | SW 7674 |

Colors provided by The Sherwin-Williams Company.




Traditions Homeowners Association

Exterior Color Options (cont'd)



Scheme Ten

- | | | |
|-----------|------------------|---------|
| 1. Body | Knitting Needles | SW 7672 |
| 2. Trim | Pearly White | SW 7009 |
| 3. Accent | Seaworthy | SW 7620 |



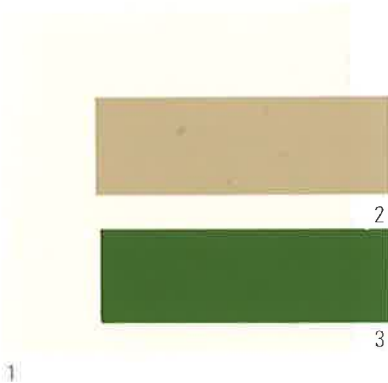
Scheme Eleven

- | | | |
|-----------|------------------|---------|
| 1. Body | Burlap | SW 6137 |
| 2. Trim | Rice Grain | SW 6155 |
| 3. Accent | Bitter Chocolate | SW 6013 |




Scheme Twelve

- | | | |
|-----------|-----------|---------|
| 1. Body | Creamy | SW 7012 |
| 2. Trim | Tawny Tan | SW 7713 |
| 3. Accent | Riverway | SW 6222 |




Scheme Thirteen

- | | | |
|-----------|--------------|---------|
| 1. Body | Casa Blanca | SW 7571 |
| 2. Trim | Townhall Tan | SW 7690 |
| 3. Accent | Garden Spot | SW 6432 |



Scheme Fourteen

- | | | |
|-----------|-----------|---------|
| 1. Body | Koi Pond | SW 7727 |
| 2. Trim | Alabaster | SW 7008 |
| 3. Accent | Tea Chest | SW 6103 |



Scheme Fifteen

- | | | |
|-----------|--------------|---------|
| 1. Body | Rustic Adobe | SW 7708 |
| 2. Trim | Canvas Tan | SW 7531 |
| 3. Accent | Oakmoss | SW 6180 |

Samples approximate as closely as possible the actual paint colors.
 Cover The Earth and the Sherwin-Williams logo are registered trademarks
 of The Sherwin-Williams Company.

SWP Acct, # 3368-8695-7
 CMD 11-03-229

